



Grappige griezelige decoraties

Knip de griezelige decoratie uit karton m.b.v. het sjabloon en niet aan elkaar met een nietmachine. Figuren kunnen worden gedecoreerd met een witte gel pen en een zwarte Medallion pen.

Inspiration: 1457




1

Draw the templates onto the card.




2

Cut out.




3

Fold the circles in the middle.



4

Put the circles on top of one another on the pumpkin and staple them securely in the crease.



5

Put double sided tape on the top circle and fold them together, so it hides the staples.



6

Glue the leaves onto the pumpkin and draw details with the Medallion pen.



7

Draw a face with the Medallion pen.
Finally make a hanging decoration
hanging on a thread.



Good ideas!

Draw details on black card with a white
Gel Pen. This gives the same effect as
with the black Medallion pen. Make the
hanging decoration easier by using
wiggle eyes instead of cutting or drawing.