




## Vivi Gade kaart


v1333

Design papier met een lint als decoratie. Gedecoreerd met een strik met aan beide uiteinden een kraal.

### *Hoe werkt het*




**1**  
Cut a piece of organza ribbon measuring 50cm and attach double-sided adhesive tape in the middle of the card.



**2**  
Attach the organza ribbon to the double-sided adhesive tape.



**3**  
Cut a piece of metallic paper a little smaller than the card and attach it to the card with double-sided adhesive tape.



**4**  
Cut a piece of coloured paper and attach it with double-sided adhesive tape.



**5**  
Cut out seven hearts.



**6**  
Attach three hearts to the card with double-sided tape.






**7**  
Attach three hearts to the card with 3D foam pads.



**8**  
Position each heart slightly off-set from one another.



**9**  
Attach some rhinestones at the bottom of the card.



**10**  
Add a piece of metallic paper on the back of the seventh heart and attach it to the back of the card with double-sided adhesive tape.



**11**  
Thread two beads onto the organza ribbon -



**12**  
- and position them towards the middle of the ribbon.



**13**  
Tie a bow and cut off the ends.