



## Ketting met hanger


v12814

Kleur een motief van krimpfolie in met een neonkleurige markerstift.  
Rijg de hanger op een stuk satijnkoord.

### *Hoe werkt het*




**1.** Draw a motif on the rough side of the shrink plastic sheet.



**2.** Cut out the motif.




**3.** Colour in the motif with a Stabilo Marker.



**4.** Make a hole in the motif for hanging.



**5.** Put the motif in the oven at 160°C until it has shrunk and unfolded again.



**6.** Cut a piece of satin cord for the necklace and attach fold-over cord ends onto each end of the satin cord.





**7.** Insert a round jump ring through the hole of the shrink plastic sheeet pendant and through both loops of the fold-over cord ends. Close the round jump ring.



**8.** Thread large plastic beads onto the doubled-over satin cord to hide the joint.