



Transfer afbeeldingen

v12379

Canvassen gedecoreerd met fotokopieën en transfer technieken met Super Gesso Primer.


Hoe werkt het




1. Print the design with a laser printer onto normal photo copy paper.



2. Apply an even layer of Super Gesso Primer onto the art canvas.




3. Place the copy face-down onto the art canvas, wipe it flat to remove the air bubbles. Let it dry.



4. Dab water onto the paper and gently rub and remove the paper until the image appears.



5. Paint the designs with Plus Color Craft Paint.



6. Paint all the edges black and varnish the pictures.





Patroon