

Ketting met metalen hanger

v12492

Rustieke en op de natuur geïnspireerde ketting gemaakt van een stuk leerkoord en Indiaanse kralen. Afgewerkt met schuifknopen.



Hoe werkt het



1. Attach a round jump ring to the metal pendant.



2. Cut a piece of leather cord measuring 130cm and thread on the pendant.




3. Thread beads onto the leather cord on both sides of the metal pendant.



4. Close the necklace by making an adjustable knot on each side, enabling you to adjust the length of the necklace.

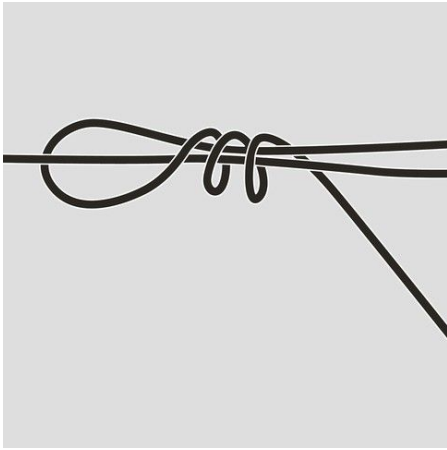


5.



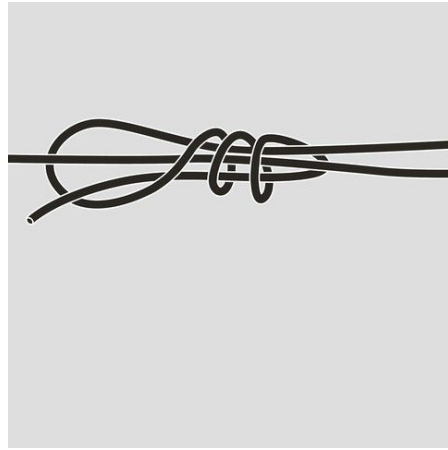
6.





7.

-



8.

Finish each end of the cord with a single knot, a rondelle spacer bead and another knot. Cut off the excess piece of leather cord.