


## Vlag en wimpel

v11924

Knip simpele vlaggen m.b.v. het sjabloon en zet in elkaar met speciaal dubbelzijdig tape op papiergaren.

### *Hoe werkt het*




**1.** Draw the steamer using the pattern. Cut out six different streamers.



**2.** Decorate some of them with paper lace borders.



**3.** Attach double-sided adhesive tape to the back.



**4.** Fold the top edge of the steamer around the paper yarn and fix in place.



**5.** TASSEL: Wrap approx. 1m of paper yarn around three fingers.




**6.** Put a piece of paper yarn through the middle and tie a knot.





**7.**  
Wrap paper yarn around a tassel horizontally  
and tie a double knot.



**8.**  
Cut the tassel open. Moisten it with your fingers  
to smoothen it.