



## Snow Men in Shrink Plastic Sheets


The snowmen are made from shrink plastic sheets which is painted with Plus Color and a permanent marker. They are decorated with bells and attached onto a badge pin.

Inspiration: 11784




**1.**

Draw the snowman on a shrink plastic sheet using the template and then cut it out.



**2.**

Now draw a hat, a scarf, a carrot and patches on the snowman.



**3.**

Use a hand punch to make a hole for hanging.



**4.**

Now paint the snowman with Plus Color.



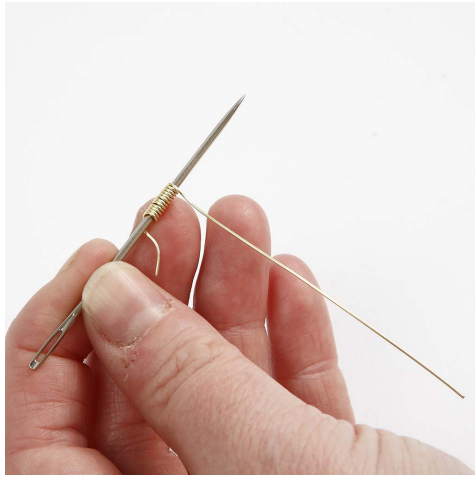
**5.**

Use a permanent black marker to draw details on the snowman.



**6.**

Shrink the snowman in the oven at 160 degrees.



**7.**

Wrap brass wire around a darning needle to make a spiral.



**8.**

Attach a bell onto one end of the spiral. Attach the other end of the spiral onto the snowman's hat in the hole. Attach the badge pin onto the back of the snowman using a glue gun.



**Template**