



Haarband met oren

STEP BY STEP 123

Inspiration: 1537



Haarband met oren

Haarband bedekt met acryl vilt. Oren opgenaaid en gedecoreerd met paillettenlint, verven boa en 3D liner. []



01 Cut out felt for the hair band using the template. Attach as shown using Power Tape.



03




04



05



06




07



08



09 Cut out the ears using the template and fill them with polyester stuffing. Attach to the hair band as shown.



10



11



12

13




14



19



20



Pull off the paper and attach as shown.

15



Glue on the feather boa.

16



Attach felt onto double-sided foil tape. Cut out ears using the template.

21




22




Decorate with sequin ribbon and 3D-Liner.

17



18



23



Pailletten Lint, B: 6 mm, Parelmoer Kleuren, 10 M, 10 Rol 52224



Pailletten Lint, B: 6 mm, Metallic Kleuren, 10 M, 10 Rol 52226

Haarbanden, B: 25 mm, Wit, 5 Stuk 601051

Haarbanden, B: 13 mm, Wit, 5 Stuk 601031

Gevuld Kussen, 24x24 cm, Wit, 1 Stuk 49702

3d Liner, Metallic Kleuren, 100 ml, 5 Fles 30385

Dubbelzijdig Klevend Power Tape, B: 3 mm, 25 M, 1 Rol 24662

Dubbelzijdig Klevend Power Tape, B: 3 mm, 10 M, 1 Rol 24636

Dubbelzijdig Klevend Folie, 210x297 mm, 5 Vel, 1 Doos 246721

Dubbelzijdig Klevend Folie, B: 32 cm, 5 M, 1 Rol 24674

Mini Lijmpistool, Hoge Temperatuur, 1 Stuk 39114

Mini Lijmpistool, 1 Stuk 39114-UK

Hobbyvilt, B: 45 cm, 1,5 mm, 180-200 gr, Oranje, 5 M, 1 Rol 45006

3d Liner, 100 ml, 30 Fles 30389

3d Liner, Diverse Kleuren, 100 ml, 10 Fles 30388

Hobbyvilt, B: 45 cm, 1,5 mm, 180-200 gr, Oranje, 1 M, 1 Rol 45273