



Vivi Gade kaart


STEP BY STEP 01 2 3

Inspiration: 1333




Vivi Gade kaart

Design papier met een lint als decoratie.
Gedecoreerd met een strik met aan beide uiteinden een kraal.□



01 Cut a piece of organza ribbon measuring 50cm and attach double-sided adhesive tape in the middle of the card.



02 Attach the organza ribbon to the double-sided adhesive tape.




07 Attach three hearts to the card with 3D foam pads.




08 Position each heart slightly off-set from one another.




03 Cut a piece of metallic paper a little smaller than the card and attach it to the card with double-sided adhesive tape.



04 Cut a piece of coloured paper and attach it with double-sided adhesive tape.



09 Attach some rhinestones at the bottom of the card.




10 Add a piece of metallic paper on the back of the seventh heart and attach it to the back of the card with double-sided adhesive tape.




05 Cut out seven hearts.



06 Attach three hearts to the card with double-sided tape.



11 Thread two beads onto the organza ribbon -



- and position them towards the middle of the ribbon.

13



Tie a bow and cut off the ends.□□



Organza Lint, B: 15 mm, Diverse Kleuren, 20 M, 10 Rol 52221



Organza Lint, B: 6 mm, Diverse Kleuren, 20 M, 10 Rol 52220



Kaarten & Enveloppen, 10,5x15 cm, 11,5x16,5 cm, Off-white, 10 Set 23708




Metallic Papier, A4, 210x297 mm, 120 gr, Goud, 10 Vel, 1 Doos 224700



Metallic Papier, A4, 210x297 mm, 120 gr, Goud, 100 Vel 224701



Metallic Papier, A4, 210x297 mm, 120 gr, Zilver, 10 Vel, 1 Doos 224710



Metallic Papier, A4, 210x297 mm, 120 gr, Zilver, 100 Vel 224711

Kralen, 4 mm, 0,7 mm, Goud, 150 Stuk, 1 Doos 698321