



Flowers decorated with Tissue Paper

STEP BY STEP 123
Inspiration: 11920



Flowers decorated with Tissue Paper

Flowers decorated with tissue paper and assembled with beading wire and beads.



01 Cut tissue paper into suitable pieces, brush with Decoupage Lacquer and put the flowers onto the tissue paper.



02 Apply another coat of Decoupage Lacquer and put the other piece of tissue paper on top. Press firmly.



03 Cut the tissue paper between each flower.



04 Apply a layer of Decoupage Lacquer on both sides of the flower before tearing the tissue paper around them.




05 Tear whilst the lacquer is still wet.



06 Trim the edges with Decoupage Lacquer.




07 When dry assemble the flowers to make a pine cone. Two large, two medium, two small and one very small flower.



08 Make a hole in the middle of the flowers with a needle.




09 Decorate the edges with a Paper Pen. Let the flowers dry.



10 Assemble the pine cone. Cut 30cm of beading wire, attach crimp beads and a wax bead and feed the end of the wire back into the crimp bead and close. Cut off the end.



11 Put the four different sizes of flowers onto the wire. Start with the smallest plus two beads. Then two flowers of each size; small, medium and large. Put two beads between each flower.



12 Put on a crimp bead, a bead and then another crimp bead. Feed the end of the wire through all three beads.

13

Tighten the beading wire so the pine cone is tight. Close the crimp bead.

14

Cut off the end.

15

Finally squeeze the top crimp bead.

Another variant

Gloss Gel is here used for the edges of the cone sprinkled with silver glitter.

Decoupage Papier
- Assortiment,
25x35 cm, 17 gr, 8
Div Vellen
254900

Karton, A4,
210x297 mm, 220
gr, Wit, 10 Stuk, 1
Doos
219111

Ponsen Set,
Madelief,
25+49+75 mm, 3
Stuk, 1 Doos
112910

7016
7016

24058
24058

Decoupage
Lijmlak, Matt, 100
ml, 1 Fles
392021

Decoupage
Lijmlak, Matt, 250
ml, 1 Fles
39202

Kralen, 4 mm, 0,7
mm, Goud, 150
Stuk, 1 Doos
698321

Kralen, 8 mm, 1
mm, Goud, 50
Stuk, 1 Doos
698221

Kralen, 8 mm, 1
mm, Zilver, 50
Stuk, 1 Doos
698241

Knijpkralen, 2 mm,
Verguld, 100 Stuk
60106

Knijpkralen, 2 mm,
Verzilverd, 100
Stuk
60102

Kniptang, 1 Stuk
13010

Platbektang, L: 11
mm, B: 5 mm, 1
Stuk
13014

Gold Line
Penselen, Plat,
2+8+12, B: 3+9+12
mm, 3 Stuk, 1 Doos
100267