




## Design Paper Cone-shaped Christmas Trees

v14992

This cone Christmas tree is folded from design paper. The paper is cut out using a template and assembled with power tape.


### *Hoe werkt het*




**1** Cut out the cone from design paper using the template.



**2** Make a score line with a bone folder or a blunt cross stitch needle.



**3** Fold along the score line and attach power tape.



**4** Remove the red protective paper from the power tape and assemble the cone.



