



## Glass Printing


v11674

Print op glas met A-Color Glass verf en zilver glitter.


### *Hoe werkt het*




**1.** Apply A-Color Glass Paint to a piece of hard foil.



**2.** Mix the colours lightly with the end of a brush handle.



**3.** Grease the glass plate with cooking oil.



**4.** Put the glass plate on top of the piece of hard foil with the lightly mixed colours. When removing the glass plate, the colours stick.



**5.** Sprinkle silver glitter onto the wet paint. Let the glass plate dry and it is now ready for hanging.