




## Christmas baskets

v1290

### *Hoe werkt het*



**1** Fold a circle on the middle.



**2** Open it.



**3** On the back 1 cm is marked out from the middle in every side. See picture.



**4** Move the bone folder after the markings.



**5** Fold by the markings on the inner side.



**6** ... and on the outer side.





**7** -



**8** Repeat with another circle.



**9** Put the two half circles together.



**10** Use double-sided tape.



**11** Fold like in the picture.



**12**  
The handle is knitted from paper yarn.

[See instruction here](#)



**13** Make a hole with the Paper Puncher.




**14** See picture.




**15** Insert eyelets.







**16** Install the eyelet.



**17** See picture.



**18** Attach the handle from the inside of the heart.



**19** Cut off any extra ends.